



	Toolboxmeeting			Refnr.: F00-16-0006
				Rev.Nr. 0006
				Datum uitgifte : 07.12.2017
ASB <input type="radio"/>	Altrad AnD Euroscaff <input type="radio"/>	ABMS <input type="radio"/>	Altrad ProFix <input type="radio"/>	
Title <u>TOOLBOX MEETING</u>			Month December 2018	
To:		Date:		
Job site:		Site no.:		
By:				
Attendance list : cf form F00-16-0002 in attachment				
Theme: <div style="text-align: center;"> Golden Rules </div>				
Minutes of meeting				
Translated by				



9 Protective equipment



“Always use the right protective equipment for the job, and use it the proper way”

Do's

- ✓ Always use approved PPE, and use it correctly
- ✓ Check the condition of the PPE before use
- ✓ Make sure that het collective protective equipment that you install, is adequate for the job to be done, and that it has been inspected by a qualified individual, if required
- ✓ Always use the required PPE → Check the Task Risk Analysis or the work permit.
- ✓ Maintain your PPE and keep it clean.
- ✓ Always safely store your PPE after use.

Don'ts


- ✗ Never use PPE that has not been inspected.
- ✗ Never use PPE that you are unfamiliar with, or that are not adequate for the job to be done.



GOLDEN RULES



9. PROTECTIVE EQUIPMENT



How do you do it?

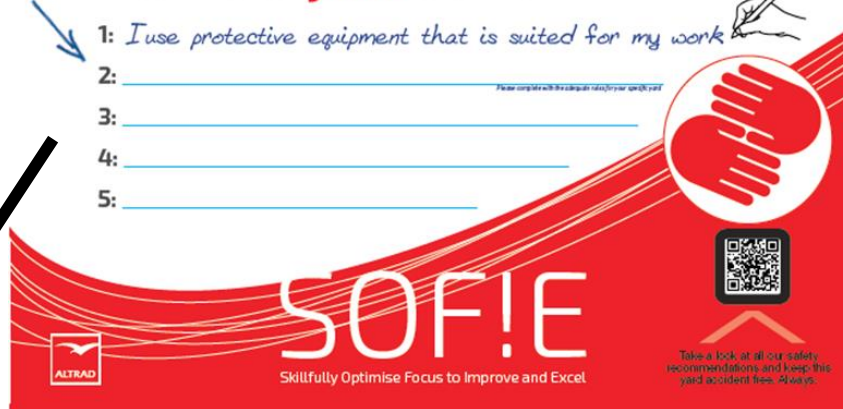
1: I use protective equipment that is suited for my work

2: _____

3: _____

4: _____

5: _____



Fill out your (site-)specific Do's and Don'ts on the poster, Take a **picture** and send it to the QSHÉ service in Verrebroek **before the end of the month**. Don't forget to mention the **site number**. (Marina.Imbrecht@Altrad.com & Jessy.Hofmans@Altrad.com)

GOLDEN RULES

"I take responsibility for our safety, by following the 9 Golden Rules!"

